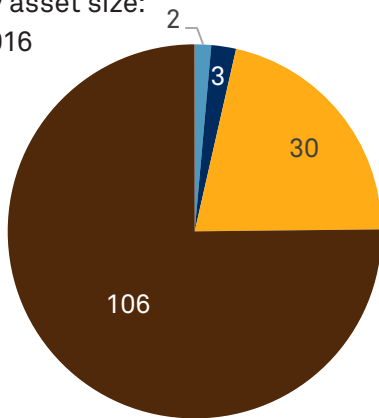
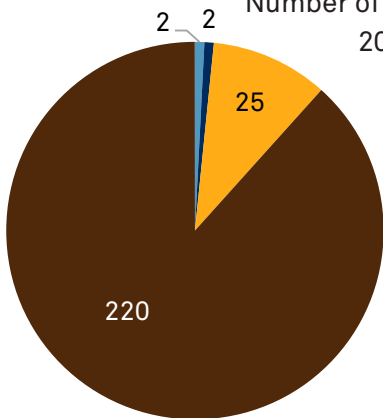


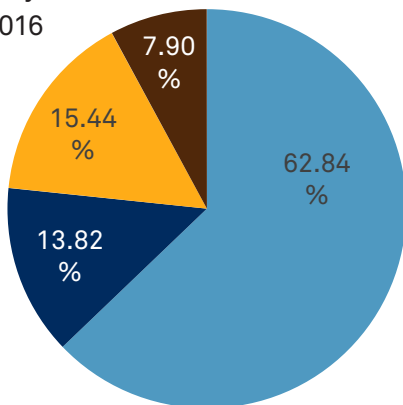
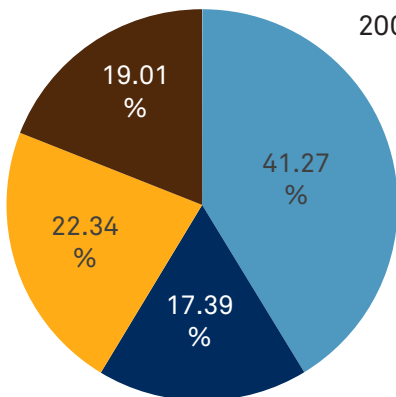
Chicago's evolving banking market

■ >\$50B
 ■ \$10-\$50B
 ■ \$1-\$10B
 ■ <\$1B

Number of banks by asset size:
2006 vs. 2016



Asset concentration by bank size:
2006 vs. 2016



Data compiled March 6, 2017.

Analysis includes commercial banks, savings banks, and savings and loan associations headquartered in the Chicago-Naperville-Elgin, Ill-Ind-Wis metropolitan statistical area. Nondepository trusts were excluded.

Institution counts and financial data based on regulatory filings for Dec. 31 of 2006 and 2016. Source: SNL Financial, an offering of S&P Global Market Intelligence